



4.10.04

Downlight accessoires
Deco Glass frosted - Deco Glass clearfrosted

DECOGLASS M

Matte uitvoering
 Ø glas 182-215-260-360 mm
 Mattierte Ausführung
 Ø Glass 182-215-260-360 mm
 Frosted finished
 Ø glass 182-215-260-360 mm
 Verre déco mat
 Ø verre 182-215-260-360 mm
 Ø 150-177-214-290 mm

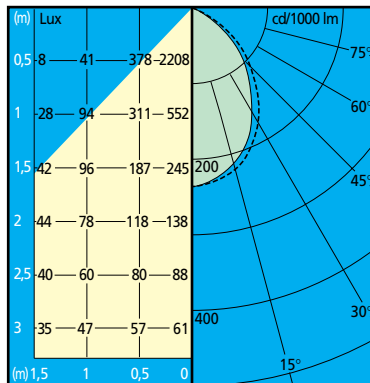
Toepasbaar bij:
Zu gebrauchen bei:
Useble:
Applicable avec:

■ PL-C - PL-S - PL-T downlights



r(ceiling)	70	80	80	50	50	80	80	80	50	50	30	0
r(wall)	50	50	30	50	30	80	50	30	50	30	30	0
r(work)	20	30	30	30	30	10	10	10	10	10	10	0
Room index	Utilization factors for ceiling mounted luminaires											
.6	24	24	20	23	20	33	23	20	22	19	19	16
.8	29	30	26	29	25	37	28	25	27	24	24	21
1.0	33	34	30	32	29	40	32	29	31	28	27	24
1.25	37	39	35	37	33	43	36	33	35	32	31	29
1.5	40	43	39	40	36	44	39	36	37	35	34	31
2.0	43	47	43	43	40	46	42	39	40	38	37	35
2.5	46	50	46	46	43	48	44	42	42	40	40	37
3.0	48	52	49	48	46	49	46	44	44	42	42	39
4.0	49	54	52	49	48	49	47	45	45	44	43	41
5.0	50	56	54	51	49	50	48	47	46	45	44	42

PLCE 218 + Frosted Glass
 Output ratio 48,3%
 Spreading angle 44,1°




PLCE 218 + Frosted Glass
 — C = 0 of 180°
 --- C = 90 of 270°

DECOGLASS HM

Helder/mat uitvoering
 Ø glas 182-215-260-360 mm
 Klare/mattierte Ausführung
 Ø Glass 182-215-260-360 mm
 Clear/frosted finished
 Ø glass 182-215-260-360 mm
 Verre déco dans une combinaison clair/mat
 Ø verre 182-215-260-360 mm
 Ø 150-177-214-290 mm

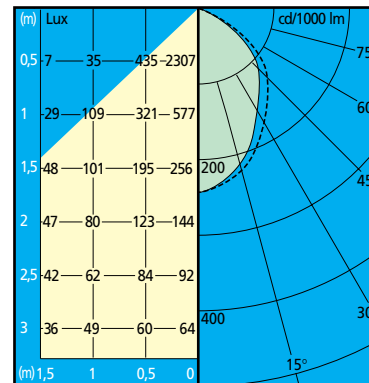
Toepasbaar bij:
Zu gebrauchen bei:
Useble:
Applicable avec:

■ PL-C - PL-S - PL-T downlights



r(ceiling)	70	80	80	50	50	80	80	80	50	50	30	0
r(wall)	50	50	30	50	30	80	50	30	50	30	30	0
r(work)	20	30	30	30	30	10	10	10	10	10	10	0
Room index	Utilization factors for ceiling mounted luminaires											
.6	24	25	21	24	21	34	24	21	23	20	20	17
.8	30	32	27	30	26	39	30	26	29	25	25	22
1.0	34	36	32	34	30	42	34	30	32	29	29	26
1.25	39	41	37	39	35	45	38	35	36	34	33	30
1.5	42	45	40	42	38	46	40	38	39	37	36	33
2.0	45	49	45	45	42	48	44	41	42	40	39	36
2.5	48	52	49	48	45	50	46	44	44	42	42	39
3.0	50	54	51	50	48	51	48	46	46	44	44	41
4.0	51	57	54	52	50	52	49	48	47	46	45	43
5.0	53	58	56	53	51	52	50	49	48	47	46	44

PLCE 218 + Clear/frosted Glass
 Output ratio 50,2%
 Spreading angle 47,1°



PLCE 218 + Clear/frosted Glass
 — C = 0 of 180°
 --- C = 90 of 270°