

OCAB Downlights - PLDE 207 prisma/opaal
2x PL-S 7 Watt horizontaal

PLDE 207 prisma

Inbouw - Einbau
Recessed - Encastré

2x PL-S 7 Watt

Lampvoet - Fassung
Lampholder - Douille

G 23

Ø 158 mm

Ook verkrijgbaar met - Auch zu
liefern mit - Also available with -
Egalement disponible avec:

■ **HF voorschakelapp.**
HF Vorschaltgerät - Electronic
ballast - Balast HF

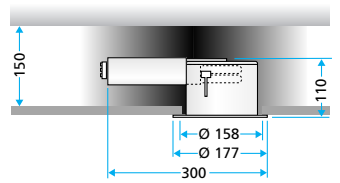
(Afwijkende maten - Abweichende
Abmessungen - Varied dimensions -
Dimensions différentes)



PLDE 207 opaal

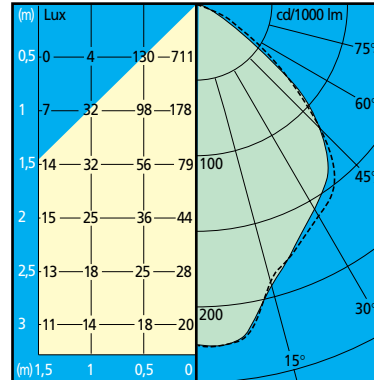


Maattekening - Abmessung
Format - Dessin coté



PLDE 207 prisma/opaal

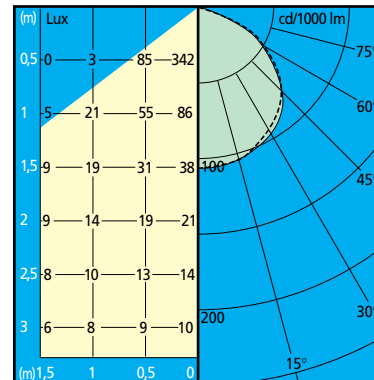
r(ceiling)	70	80	80	50	50	80	80	80	50	50	30	0
r(wall)	50	50	30	50	30	80	50	30	50	30	30	0
r(work)	20	30	30	30	30	10	10	10	10	10	10	0
Room index	Utilization factors for ceiling mounted luminaires											
.6	21	21	18	20	18	28	20	17	20	17	17	15
.8	25	27	23	25	22	32	25	22	24	22	21	19
1.0	29	30	27	29	26	34	28	26	27	25	25	22
1.25	32	34	31	32	30	37	32	29	31	29	28	26
1.5	35	37	34	35	32	38	34	32	33	31	31	28
2.0	37	40	38	37	35	39	36	34	35	33	33	31
2.5	39	43	40	40	38	40	38	36	37	35	35	33
3.0	41	45	42	41	40	41	39	38	38	37	36	35
4.0	42	46	44	42	41	42	40	39	39	38	37	36
5.0	43	47	46	43	42	42	41	40	39	39	38	36



PLDE 207 prisma
Output ratio 40,2%
Spreading angle 45,6°

r(ceiling)	70	80	80	50	50	80	80	80	50	50	30	0
r(wall)	50	50	30	50	30	80	50	30	50	30	30	0
r(work)	20	30	30	30	30	10	10	10	10	10	10	0
Room index	Utilization factors for ceiling mounted luminaires											
.6	12	12	10	12	10	17	12	10	11	10	9	8
.8	15	16	13	15	13	20	15	13	14	12	12	11
1.0	17	18	16	17	15	22	17	15	16	15	14	13
1.25	20	21	19	20	18	23	19	17	18	17	17	15
1.5	21	23	20	21	19	24	21	19	20	18	18	17
2.0	23	25	23	23	21	25	22	21	21	20	20	18
2.5	24	26	25	24	23	26	23	22	23	22	21	20
3.0	25	28	26	25	24	26	24	23	23	23	22	21
4.0	26	29	27	26	25	27	25	24	24	23	23	22
5.0	27	30	28	27	26	27	26	25	25	24	23	22

PLDE 207 prisma
— C = 0 of 180°
--- C = 90 of 270°



PLDE 207 opaal
Output ratio 24,7%
Spreading angle 52°

PLDE 207 opaal
— C = 0 of 180°
--- C = 90 of 270°